



Item # \_\_\_\_\_

Job \_\_\_\_\_



## POLYMER UTILITY CARTS: DEEP LEDGE SERIES

Metro's Deep Ledge Series Utility Carts are designed for a wide variety of applications.

- **Ultimate Cleanability:** Smooth surfaces are designed to resist staining and wipe clean easily.
- **Corrosion-Proof Shelves:** All-polymer shelf will never corrode.
- **Contains Spills:** Deep Ledge Series shelves feature a deeper 2<sup>3</sup>/<sub>4</sub>" (70mm) ledge to contain product or spills.
- **Specific Models with Microban® product protection:** The slate blue Deep Ledge models ending in "MB" have built in Microban® product protection. This inhibits the growth of bacteria, mold, mildew, and fungi that cause odors, stains, and product degradation.
- **Attractive Aesthetics** allow for use in a variety of applications.
- **Sturdy Construction:** Each shelf can hold up to 150 lbs. (68kg), while each cart can hold up to 400 lbs. (180k).
- **Easy-to-Adjust:** Optional center shelf adjusts on 1" (25mm) increments.
- **Ergonomic Handle** designed for easy use.
- **Easy, No-Tool Assembly:** Ships knocked down.
- **Deep Ledge Series carts are NSF listed.**




*Deep Ledge Cart  
(3-shelf)*



*Deep Ledge Cart  
(2-shelf)*

### Colors For Deep Ledge Series:



*Gray (-G)*



*Blue (-BU)*



*Black (-BL)*



*Microban® product  
protection in Slate  
Blue color (-MB)*

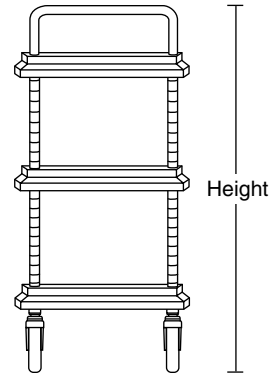
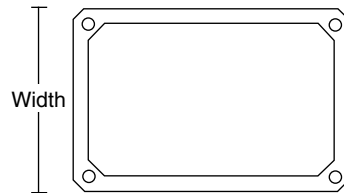

\*MICROBAN® and the MICROBAN® symbol are registered trademarks of the Microban Products Company, Huntersville, NC.



**InterMetro Industries Corporation**  
North Washington Street  
Wilkes-Barre, PA 18705  
www.metro.com



# POLYMER UTILITY CARTS: DEEP LEDGE SERIES



## Deep Ledge Series Carts

Cart is available in 2-shelf and 3-shelf models.

Model No.*	Description	Width/Length/Height		Approx. Pkd. Wt.	
		(in.)	(mm)	(lbs.)	(kg)
BC2030-2D	2-shelf unit	21 <sup>1</sup> / <sub>2</sub> x32 <sup>3</sup> / <sub>4</sub> x41	546x831x1041	29	31.1
BC2030-3D	3-shelf unit	21 <sup>1</sup> / <sub>2</sub> x32 <sup>3</sup> / <sub>4</sub> x41	546x831x1041	37 <sup>1</sup> / <sub>2</sub>	17.0
BC2636-2D	2-shelf unit	27x38 <sup>3</sup> / <sub>4</sub> x41	685x984x1041	35	15.9
BC2636-3D	3-shelf unit	27x38 <sup>3</sup> / <sub>4</sub> x41	685x984x1041	46 <sup>1</sup> / <sub>2</sub>	21.1

\*Colors available are: Gray (G), Blue (BU), and Black (BL).

\*Add color designation to part number when specifying, i.e.: BC2030-3D**G** = Three-shelf deep ledge cart in Gray.

**Note:** Models feature (4) 4" (102mm) diameter swivel casters.



**Deep Ledge Utility Cart**

## Deep Ledge Carts with Microban® Product Protection (Slate blue color only)

Model No.	Description	Width/Length/Height		Approx. Pkd. Wt.	
		(in.)	(mm)	(lbs.)	(kg)
BC2030-2DMB	2-Shelf Unit	21 <sup>1</sup> / <sub>2</sub> x32 <sup>3</sup> / <sub>4</sub> x41	546x832x1041	29	13.1
BC2030-3DMB	3-Shelf Unit	21 <sup>1</sup> / <sub>2</sub> x32 <sup>3</sup> / <sub>4</sub> x41	546x832x1041	37 <sup>1</sup> / <sub>2</sub>	17.0

**Note:** Models feature (4) 4" (102mm) diameter swivel casters.

## Additional Intermediate Shelves

Model No.*	Width/Length		Approx. Pkd. Wt.	
	(in.)	(mm)	(lbs.)	(kg)
**BC2030D-	21 <sup>1</sup> / <sub>2</sub> x32	546x813	8.5	3.9
BC2636D-	27x38	686x965	11.5	5.2

\*Colors available are: Gray (G), Blue (BU), and Black (BL). Add color designation to part number when specifying, i.e.: BC2030D-**G** = 20"x30" Gray Intermediate Deep Ledge Shelf.

\*\*Additional shelves for carts with Microban product protection are available. Add designation (-**MB**).

Job \_\_\_\_\_

# POLYMER UTILITY CARTS: DEEP LEDGE SERIES



## Accessories



**Deep Ledge Series with Wastebasket and Utility Bin accessories**

Model No.	Description	Fits Cart	Width/Height/Depth		Approx. Pkd. Wt.	
			(in.)	(mm)	(lbs.)	(kg)
MF222	Wastebasket Only	Deep Ledge Series	14 <sup>3</sup> / <sub>8</sub> x 15 <sup>3</sup> / <sub>8</sub> x 10 <sup>3</sup> / <sub>8</sub>	365x391x264	2.8	1.3
BCWB2D	Wastebasket (including holder)	BC2030-D	21 <sup>1</sup> / <sub>4</sub> x 27 <sup>1</sup> / <sub>3</sub> x 13 <sup>1</sup> / <sub>4</sub>	540x700x337	8.0	3.8
BCUB2D	Utility Bin (including Holder)	BC2030-D	21 <sup>1</sup> / <sub>4</sub> x 7 <sup>3</sup> / <sub>4</sub> x 14 <sup>1</sup> / <sub>2</sub>	540x197x368	6.0	2.7
UB1	Utility Bin Only	Deep Ledge Series	16 <sup>3</sup> / <sub>8</sub> x 6 x 11	416x152x279	2	0.9

### Specifications

Bin — ABS thermoplastic  
Wastebasket — polyethylene

All Metro Catalog Sheets are available on our Web Site: [www.metro.com](http://www.metro.com)



**InterMetro Industries Corporation**  
North Washington Street, Wilkes-Barre, PA 18705  
Phone: 570-825-2741 • Fax: 570-825-2852

For Product Information:  
U.S. and Canada: 1-800-992-1776  
Outside U.S. and Canada: [www.metro.com/contactus](http://www.metro.com/contactus)

L03-074A

Printed in U.S.A. Rev. 10/13

Information and specifications are subject to change without notice. Please confirm at time of order.

Copyright © 2011 InterMetro Industries Corp.